

Table of Contents

DataManagement Web Preferences.....	1
Web Preferences Settings.....	1
Help on Preferences.....	2
Related Topics.....	2
Tools.....	2

DataManagement Web Preferences



The following settings are *web preferences* of the DataManagement web. These preferences overwrite the *site-level preferences* in TWiki.TWikiPreferences and Main.TWikiPreferences, and can be overwritten by *user preferences* (your personal topic, eg: TWikiGuest in the Main web).

Web Preferences Settings

These settings override the defaults for this web only. See full list of defaults with explanation. Many of the settings below are commented out. Remove the # sign to enable a local customisation.

- List of topics of the DataManagement web:
 - ◆ #Set WEBTOPICLIST = Changes | Index | Search | Go

#D0D0D0

- Web-specific background color: (Pick a lighter one of the StandardColors).
 - ◆ Set WEBBGCOLOR = #D0D0D0
 - ◆ **Note:** This setting is automatically configured when you create a web
- Image, URL and alternate tooltip text of web's logo.
 - Note:** Don't add your own local logos to the TWikiLogos topic; create your own logos topic instead.
 - ◆  #Set WEBLOGOIMG = 
 - ◆ #Set WEBLOGOURL = <http://www.cern.ch>
 - ◆ #Set WEBLOGOALT = CERN
- List this web in the SiteMap. If you want the web listed, then set SITEMAPLIST to on, do not set NOSEARCHALL, and add the "what" and "use to..." description for the site map. Use links that include the name of the web, i.e. DataManagement.Topic links.
 - Note:** Unlike other variables, the setting of SITEMAPLIST is **not** inherited from parent webs. It has to be set in **every** web that is to be listed in the SiteMap
 - ◆ Set SITEMAPLIST = on
 - ◆ Set SITEMAPWHAT = Data management group TWiki area
 - ◆ Set SITEMAPUSETO = ...collaborate on Data management
 - ◆ **Note:** Above settings are automatically configured when you create a web
- Exclude web from a web="all" search: (Set to on for hidden webs).
 - ◆ Set NOSEARCHALL = off
 - ◆ **Note:** This setting is automatically configured when you create a web
- Prevent automatic linking of WikiWords and acronyms (if set to on); link WikiWords (if empty); can be overwritten by web preferences:
 - ◆ #Set NOAUTOLINK =
 - ◆ **Note:** You can still use the `[[...]][...]` syntax to link topics if you disabled WikiWord linking. The `<noautolink> ... </noautolink>` syntax can be used to prevent links within a block of text.
- Default template for **new topics** for this web:
 - ◆ WebTopicEditTemplate: Default template for new topics in this web. (Site-level is used if topic does not exist)
 - ◆ TWiki.WebTopicEditTemplate: Site-level default topic template

WebPreferences < DataManagement < TWiki

- Comma separated list of **forms** that can be attached to topics in this web. See TWikiForms for more information.
 - ◆ Set WEBFORMS =
- Users or groups who *are not / are* allowed to *view / change / rename* topics in the DataManagement web: (See TWikiAccessControl). Remove the # to enable any of these settings. Remember that an empty setting is a valid setting; setting DENYWEBVIEW to nothing means that anyone can view the web.
 - ◆ Set DENYWEBVIEW =
 - ◆ Set ALLOWWEBVIEW =
 - ◆ Set DENYWEBCHANGE = TWikiGuest
 - ◆ Set ALLOWWEBCHANGE = TWikiAdminGroup, DepITDMGroup
 - ◆ Set DENYWEBRENAME = TWikiGuest
 - ◆ Set ALLOWWEBRENAME = TWikiAdminGroup, DepITDMGroup
- Users or groups allowed to change or rename this WebPreferences topic: (e.g., TWikiAdminGroup)
 - ◆ Set ALLOWTOPICCHANGE = TWikiAdminGroup, DepITDMGroup
 - ◆ Set ALLOWTOPICRENAME = TWikiAdminGroup
- Web preferences that are **not** allowed to be overridden by user or topic preferences:
 - ◆ Set FINALPREFERENCES = NOSEARCHALL, ATTACHFILESIZELIMIT, WIKIWEBMASTER, WEBCOPYRIGHT, WEBTOPICLIST, DENYWEBVIEW, ALLOWWEBVIEW, DENYWEBCHANGE, ALLOWWEBCHANGE, DENYWEBRENAME, ALLOWWEBRENAME


Help on Preferences

- A preference setting is defined by:
3 or 6 spaces * Set NAME = value
Example:
 - ◆ Set WEBBGCOLOR = #FFFFC0
- A preferences setting can be disabled with a # sign. Remove the # sign to enable a local customisation. Example:
 - ◆ #Set DENYWEBCHANGE = UnknownUser
- Preferences are used as TWikiVariables by enclosing the name in percent signs. Example:
 - ◆ When you write variable %WEBBGCOLOR% , it gets expanded to #D0D0D0
- The sequential order of the preference settings is significant. Define preferences that use other preferences first, i.e. set WEBCOPYRIGHT before WIKIWEBMASTER since %WEBCOPYRIGHT% uses the %WIKIWEBMASTER% variable.
- You can introduce your own preferences variables and use them in your topics and templates.

Related Topics

- TWiki.TWikiPreferences, Main.TWikiPreferences - site-level preferences
- UserList - list of user topics. User topics can have optional user preferences
- TWikiVariables - list of common %VARIABLES%
- TWikiAccessControl - explains how to restrict access by users or groups

Tools

-  **Rename, move or delete this web:**
 - ◆ **Rename/move/delete web...**, looking for references in *all public webs*. See also: ManagingWebs

This topic: DataManagement > WebPreferences

Topic revision: r16 - 2009-03-16 - RosaGarciaRioja



Copyright &© 2008-2022 by the contributing authors. All material on this collaboration platform is the property of the contributing authors.

or Ideas, requests, problems regarding TWiki? use [Discourse](#) or [Send feedback](#)