

Table of Contents

Big PanDA Instance Installation.....	1
Introduction.....	2
Testing BigPanDA instance.....	3
Machine.....	4
Packaging.....	5
Server.....	6
Database Schema.....	6
Monitor.....	7
Pilot.....	8
Pilot factory.....	9

Big PanDA Instance Installation

Introduction

- This page is evolving. Please keep checking.
- This page contains information about BigPanDA instance installation.
- Feel free to contact JaroslavaSchovancova and TorreWenaus with questions.

Testing BigPanDA instance

- TestingBigPanDAinstance

Machine

- Any machine running SL(C)6.
 - ◆ We use AWS EC2 machines with a SL6.4 image. Generally, WN machine works fine. (See Booting a new machine in EC2)
 - ◇ We run PanDA server + monitor on a separate machine from the pilot factory installation.
 - ◆ Need host and service certificates.
- README: <https://svnweb.cern.ch/trac/panda/browser/bigpanda-misc/panda-ec2/README.txt>
- To be continued...

Packaging

- python dist RPM available for panda-server and bigpandamon packages
- README: <https://svnweb.cern.ch/trac/panda/changeset/18178>
- BigPanDARPMbuildSystem
- To be continued...

Server

- panda-server RPMs available
- Installation README:
<https://svnweb.cern.ch/trac/panda/browser/panda-server/current/INSTALL.txt>
- BigPanDA runs MySQL clone of the PanDA server:
<https://svnweb.cern.ch/trac/panda/browser/panda-server/branches/mysql>
 - ◆ ATLAS runs current version of PanDA server:
<https://svnweb.cern.ch/trac/panda/browser/panda-server/current>
- To be continued...

Database Schema

- `mysqldump -d schema:`
<https://svnweb.cern.ch/trac/panda/browser/bigpanda-misc/panda-DB-migration/mysql-work-misc/schema/sche>
 - ◆ ~~As of 2014-02-06 plain list of tables' definitions, no indices.~~
 - ◆ As of 2014-05-29 plain list of tables' definitions, no indices.
- Schema columns description: PandaDB
- To be continued...




Monitor

- bigpandamon RPMs available
 - ◆ As of October 2014: For job monitoring please install packages `twdev-bigpandamon-lsst` and `twdev-bigpandamon-core` from the BigPanDA RPM repository.
- Documentation: [BigPanDAMonitoring](#), [BigPanDAMonitoringEnvProd](#)
- Code is in [GitHub/PanDAWMS](#):
 - ◆ Source of `twdev-bigpandamon-lsst`: repository `panda-bigmon-lsst`, branch `wenaus`.
 - ◆ Source of `twdev-bigpandamon-core`: repository `panda-bigmon-core`, branch `wenaus`.
- Code in SVN: <https://svnweb.cern.ch/trac/panda/browser/panda-bigmon/trunk/bigpandamon>
- To be continued...

Pilot

- Clone of code in SVN:
https://svnweb.cern.ch/trac/panda/browser/bigpanda-misc/panda-ec2/pilot_stuff/cache
- ATLAS documentation: [AtlasComputing/PandaPilot](#), [AtlasComputing/GenericPanDAPilot](#),
[AtlasComputing/SchedconfigParameterDefinitions](#)
- To be continued...

Pilot factory

- Documentation: <https://www.racf.bnl.gov/experiments/usatlas/griddev/AutoPyFactory> 
- Installation README:
<https://svnweb.cern.ch/trac/panda/browser/bigpanda-misc/panda-ec2/apf2/README-APF2-EC2.txt> 
- Configuration example: <https://svnweb.cern.ch/trac/panda/browser/bigpanda-misc/panda-ec2/apf2> 
- To be continued...

Major updates:

-- JaroslavaSchovancova - 29 Jan 2014

Responsible: JaroslavaSchovancova

This topic: PanDA > BigPanDAinstanceInstallation

Topic revision: r7 - 2015-02-25 - FernandoHaraldBarreiroMegino



Copyright &© 2008-2020 by the contributing authors. All material on this collaboration platform is the property of the contributing authors.

Ideas, requests, problems regarding TWiki? Send feedback