

A	Creation	16/10/2014	RSCHLECH		
INDICE	MODIFICATION	DATE	DESSINE	VERIFIE	APPROUVE

<p align="center">Technologie Department</p> <p align="center">Accelerator Beam Transfer Group Electronics & Control Section</p> <p>+41 22 767 5267 +41 22 767 8480</p>	DESSINE:
	VERIFIE:
	DATE DE CREATION:
	AFFAIRE N°:

<p>CERN</p> <p>European Organisation for Nuclear Research CH-1211 GENEVA 23</p>
--

<p>BGV DEMONSTRATOR</p> <p>Temperature and Humidity Measurement System</p> <p>Schéma électrique</p> <p>Page de garde</p>

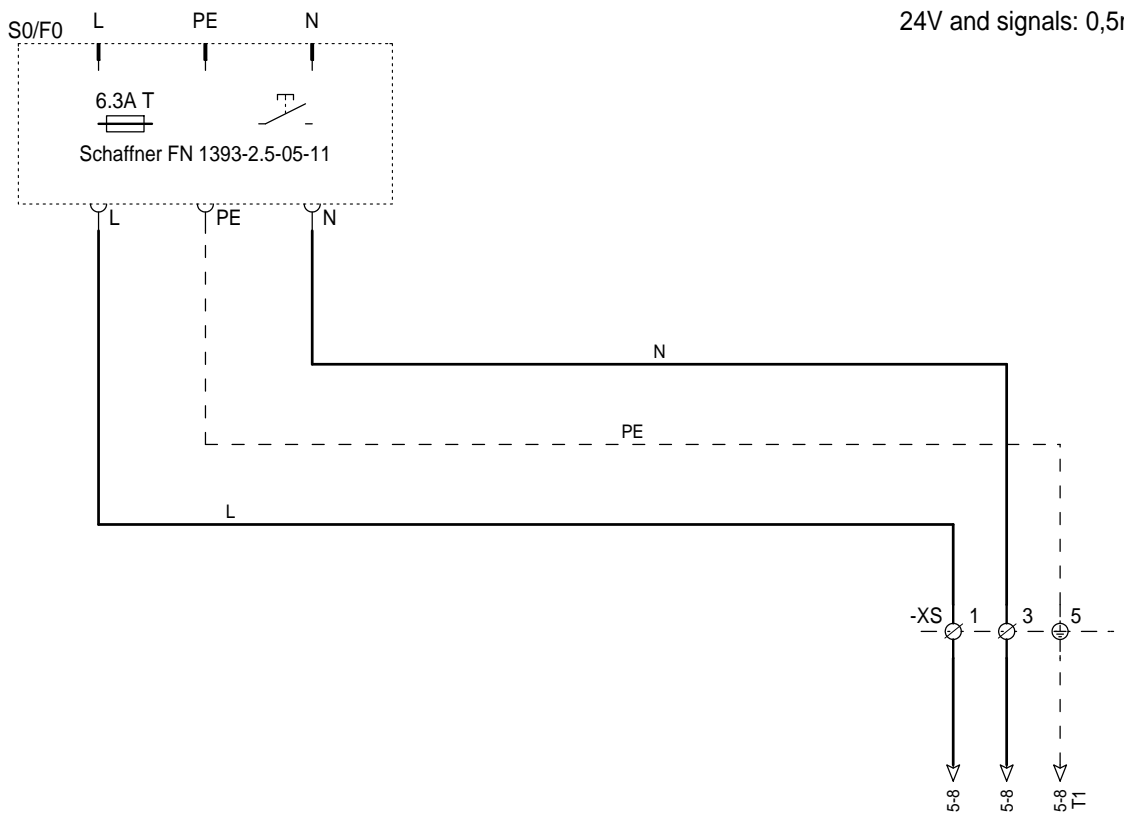
DOCUMENT N° :	1 / 12
---------------	--------

N° FOLIO	DESIGNATION	MODIFICATIONS								
		1	2	3	4	5	6	7	8	9
1	Page de garde	A								
2	Liste des folios	A								
3	DIAGRAM POWER SUPPLY	A								
4	SPARE	A								
5	PLC									
6	PLC - CM1									
7	PLC - DI									
8	PLC - DI									
9	PLC - DO									
10	CONTROL INTERFACE OP1	A								
11	SPARE	A								
12	DISTRIBUTED SUPPLY 24V_5A	A								
13	ASI POWER SUPPLY T2	A								
14	ASI SAFETY MONITOR	A								

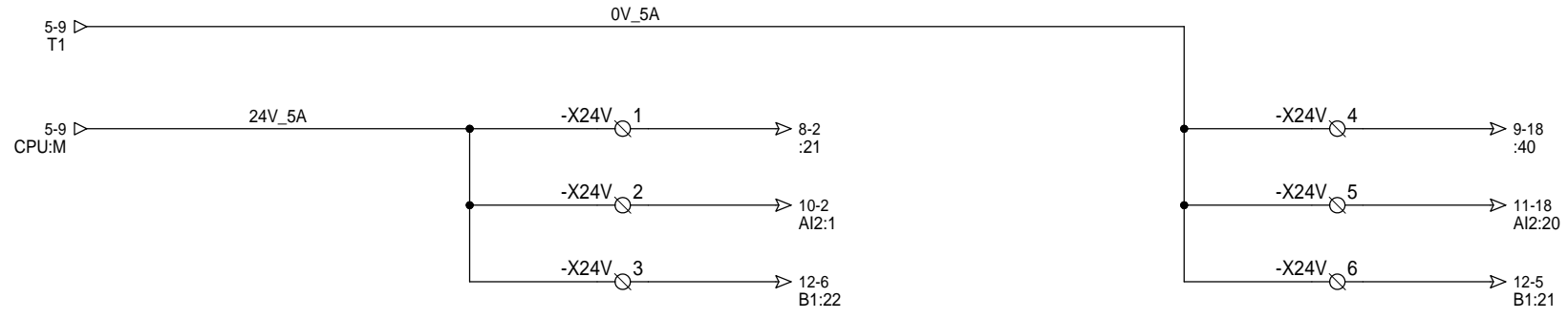
N° FOLIO	DESIGNATION	MODIFICATIONS								
		1	2	3	4	5	6	7	8	9

POWER SUPPLY 230V
UPS

Crosssection:
230V: 1,5mm²
24V and signals: 0,5mm²

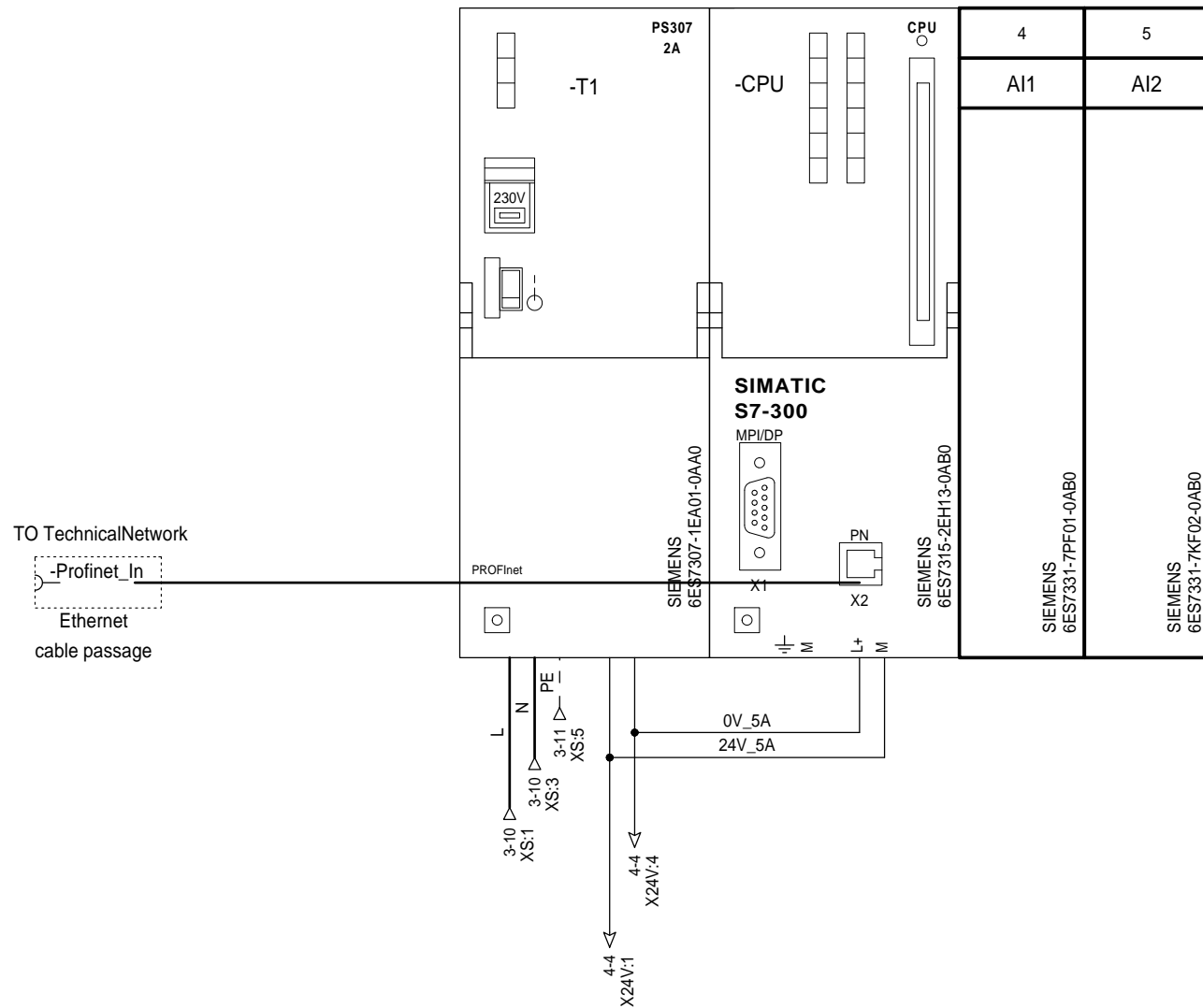


=
+

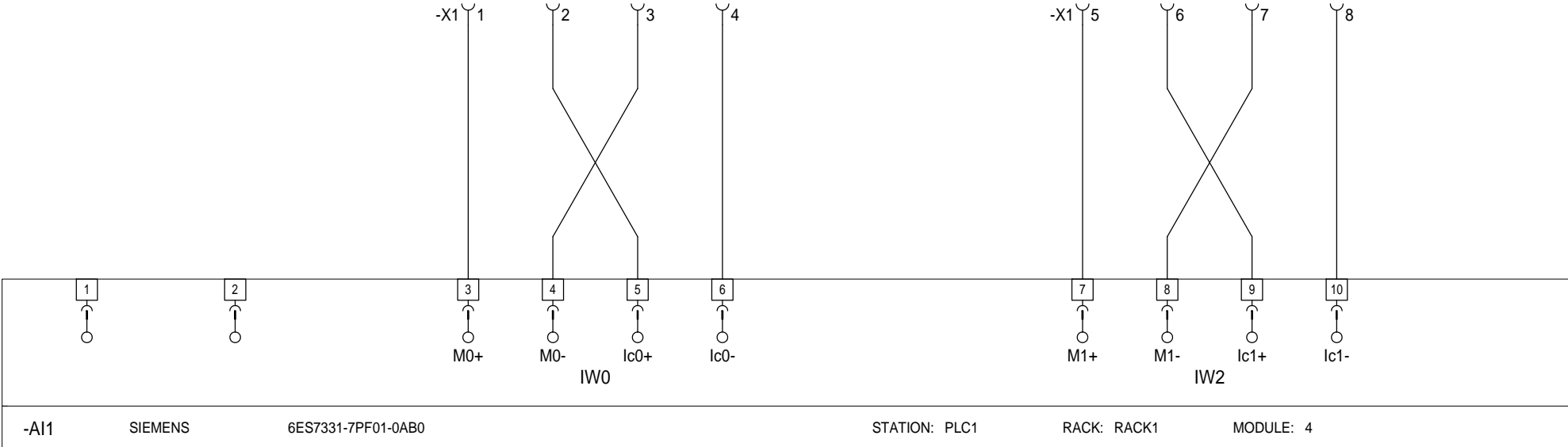


DESSINE :				
VERIFIE :				
DATE DE CREATION :	INDICE	DATE	MODIFICATION	DES.

PLC1 -RACK1

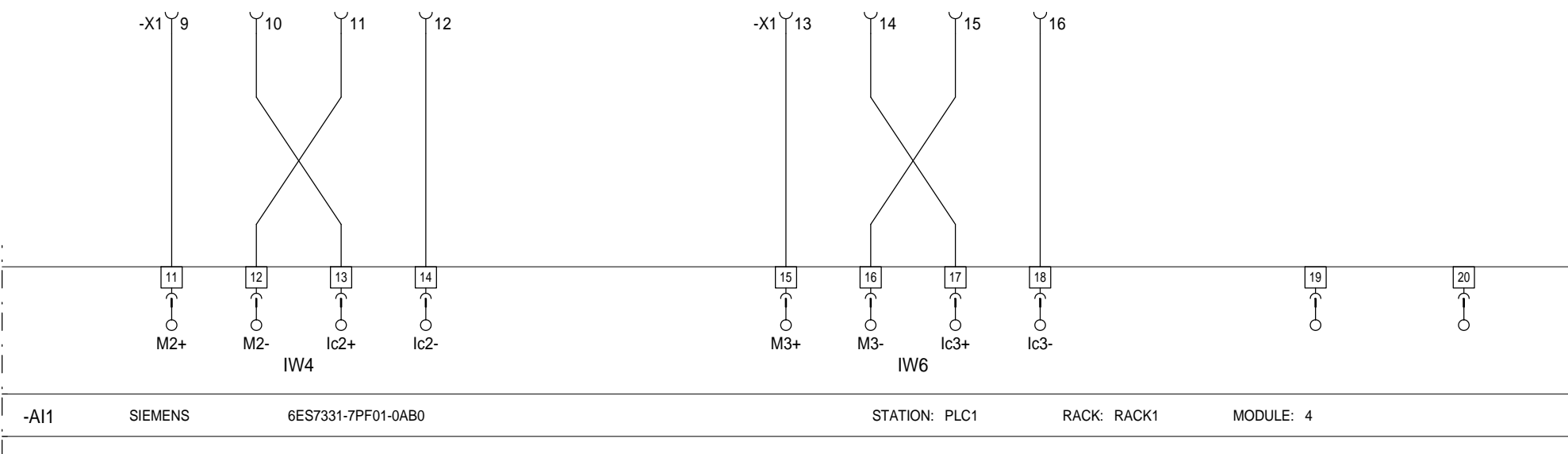



= + 20

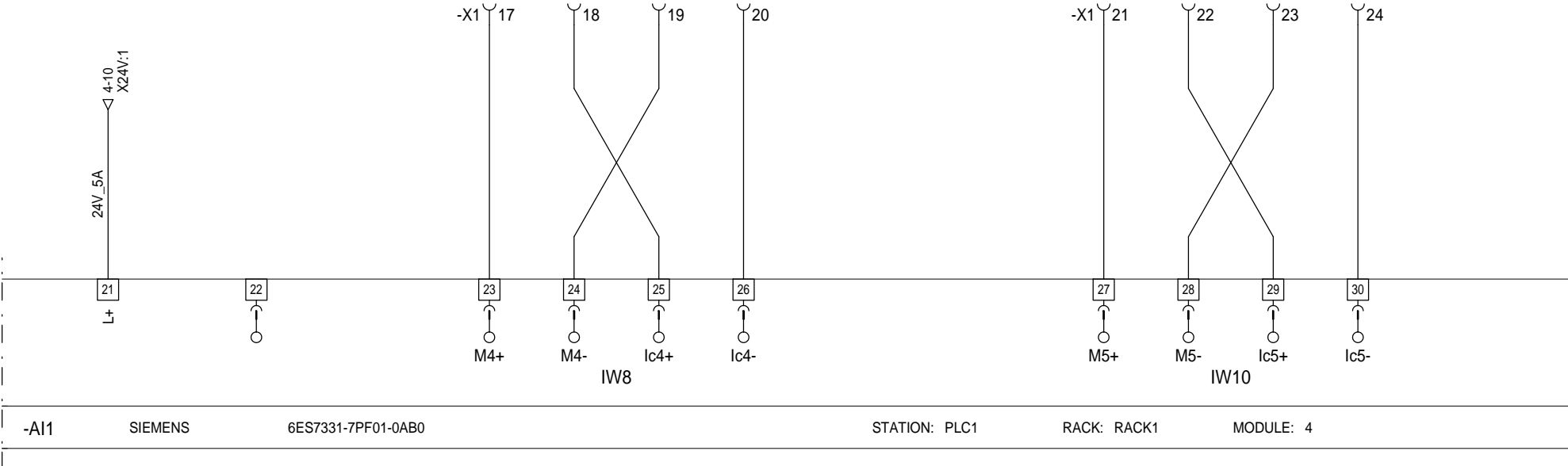


-AI1 SIEMENS 6ES7331-7PF01-0AB0 STATION: PLC1 RACK: RACK1 MODULE: 4

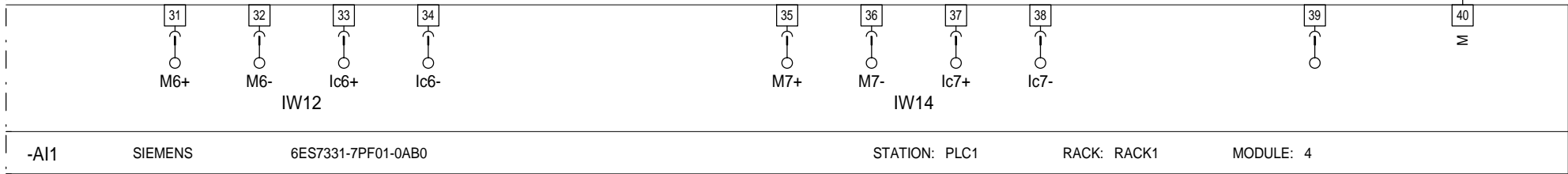
=
+



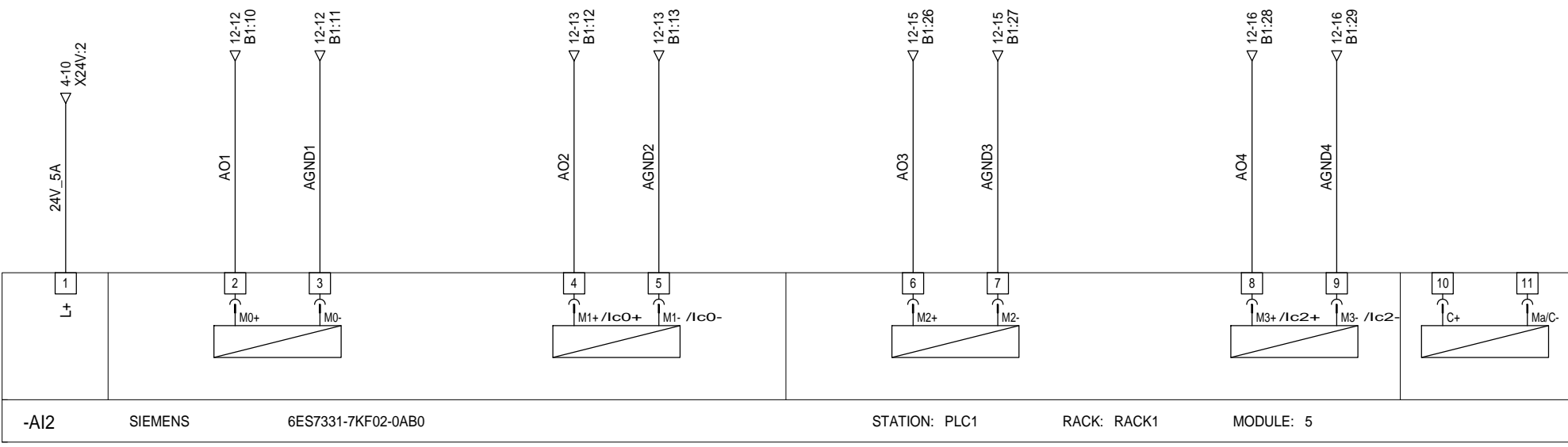
=
+



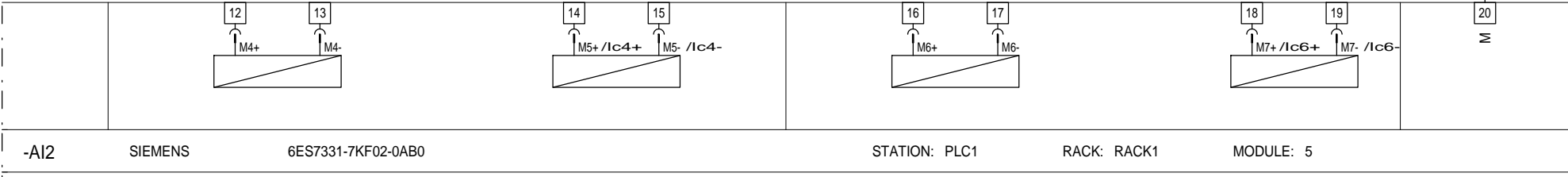

-AI1 SIEMENS 6ES7331-7PF01-0AB0 STATION: PLC1 RACK: RACK1 MODULE: 4



=
+



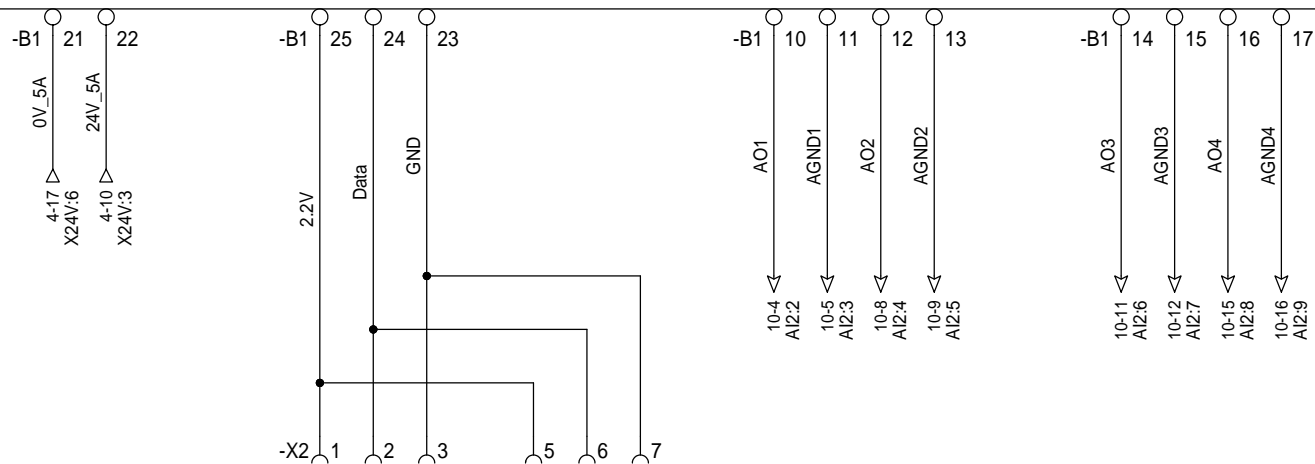

=
+



-AI2 SIEMENS 6ES7331-7KF02-0AB0 STATION: PLC1 RACK: RACK1 MODULE: 5

=
+

B1 - NOVASINA TRANSMITTER



DESSINE :				
VERIFIE :				
DATE DE CREATION :	A	16/10/2014	Creation	R SCHLECH
INDICE	DATE	MODIFICATION	DES.	

A			17/03/2015		
INDICE	MODIFICATION	DATE	DESSINE	VERIFIE	APPROUVE

Technologie Department Accelerator Beam Transfer Group Electronics & Control Section +41 22 767 5267 +41 22 767 8480	DESSINE: R. Schlecht
	VERIFIE:
	DATE DE CREATION:
	AFFAIRE N°:

CERN
European Organisation for Nuclear Research
CH-1211 GENEVA 23

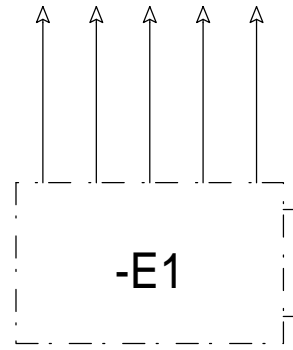
BGV DEMONSTRATOR

Temperature and Humidity Measurement System

Temperature and Humidity Measurement System
Junctin Box

DOCUMENT N° :	1 / 3
---------------	-------

8x Temperature sensors (4 used, 4 spare)



LHC tunnel
C7L4, DCUM 9775m

Electronic racks in UA43
BY12 - BY14

XP1

NE26, 60m

XP1

to
Temperature and Humidity
Measurement System

XP2

NE26, 60m

XP2

=
+

