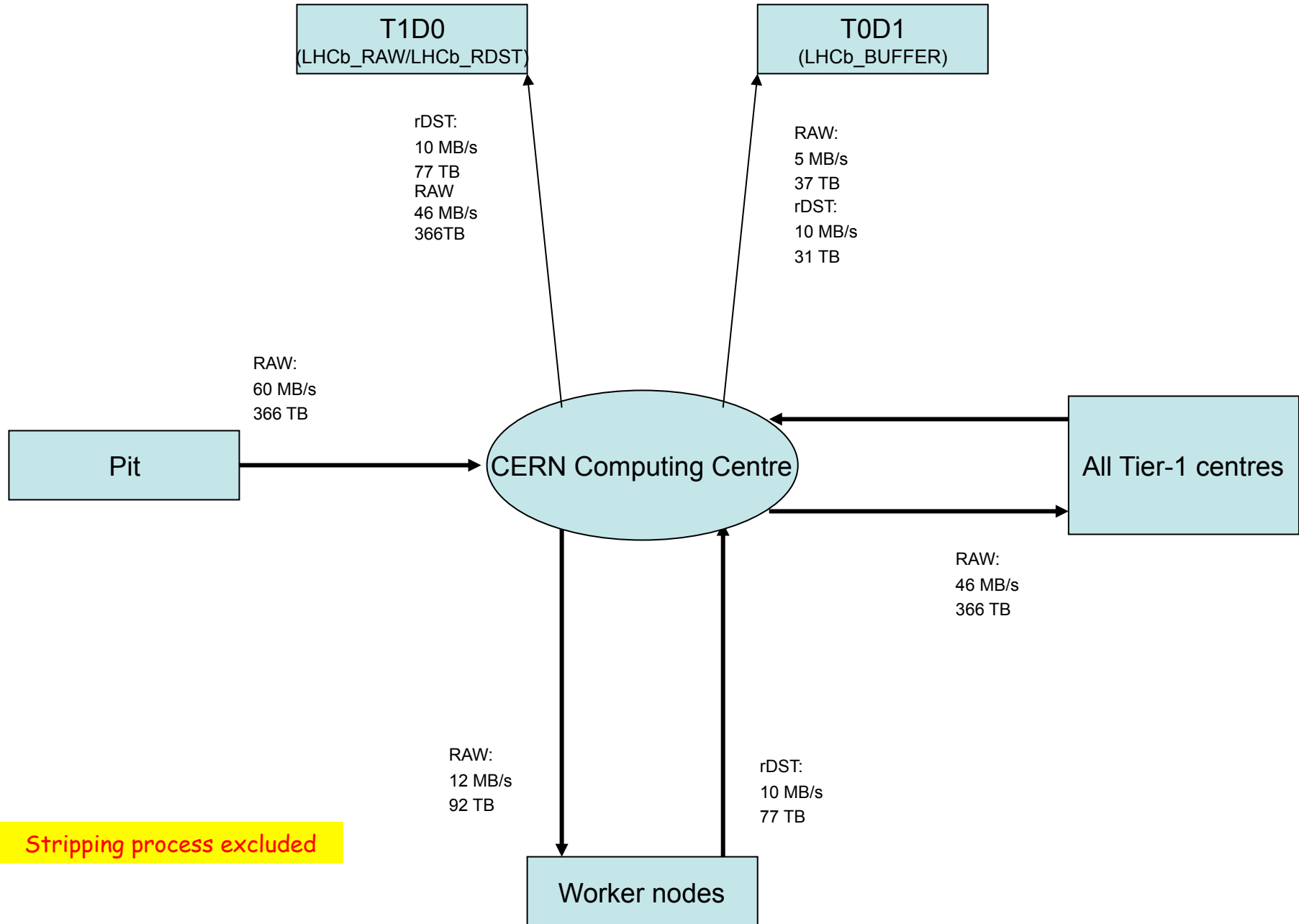
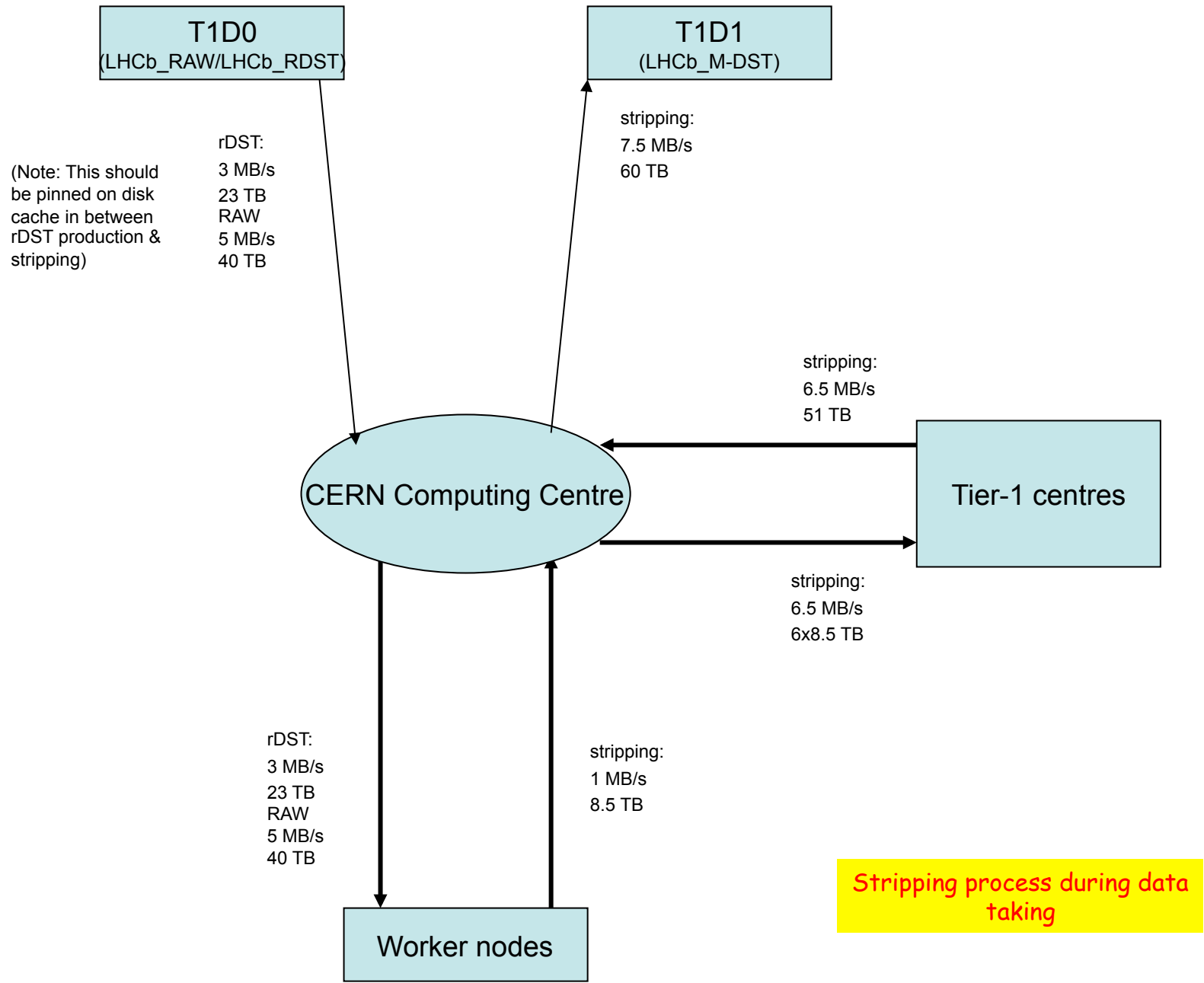


LHCb Computing Model - A Pictorial Guide 2010

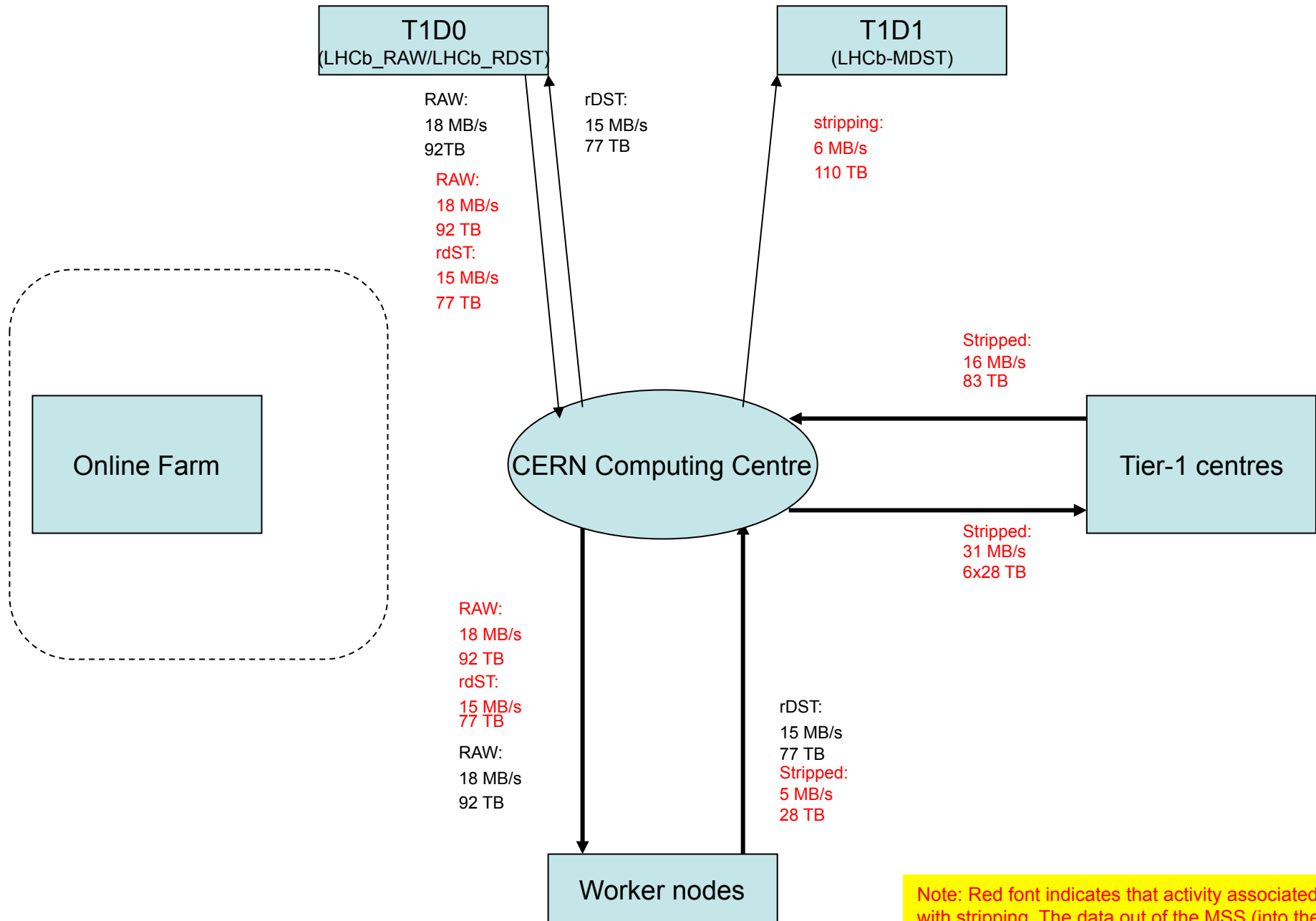


CERN Data taking



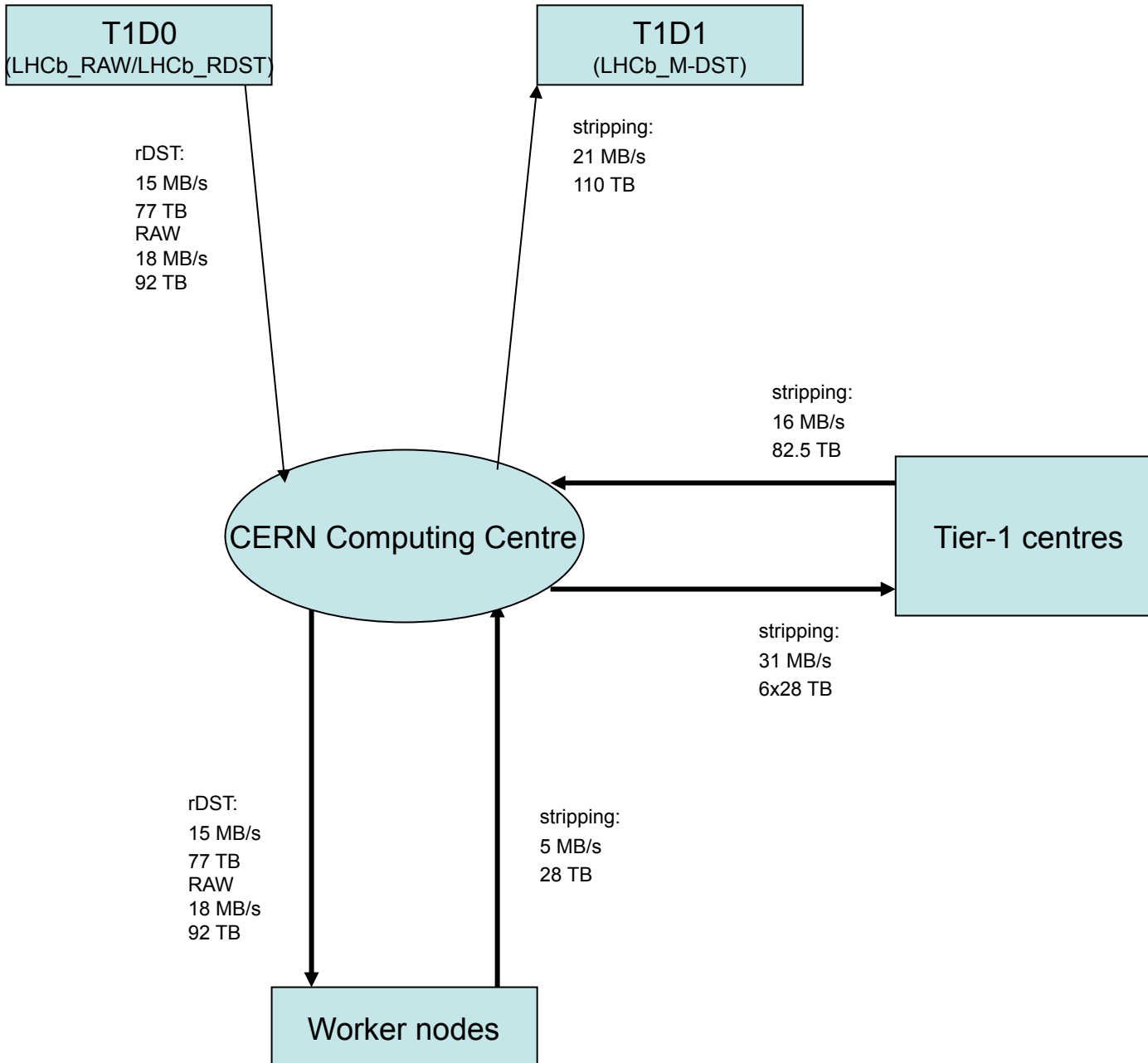


CERN Reprocessing

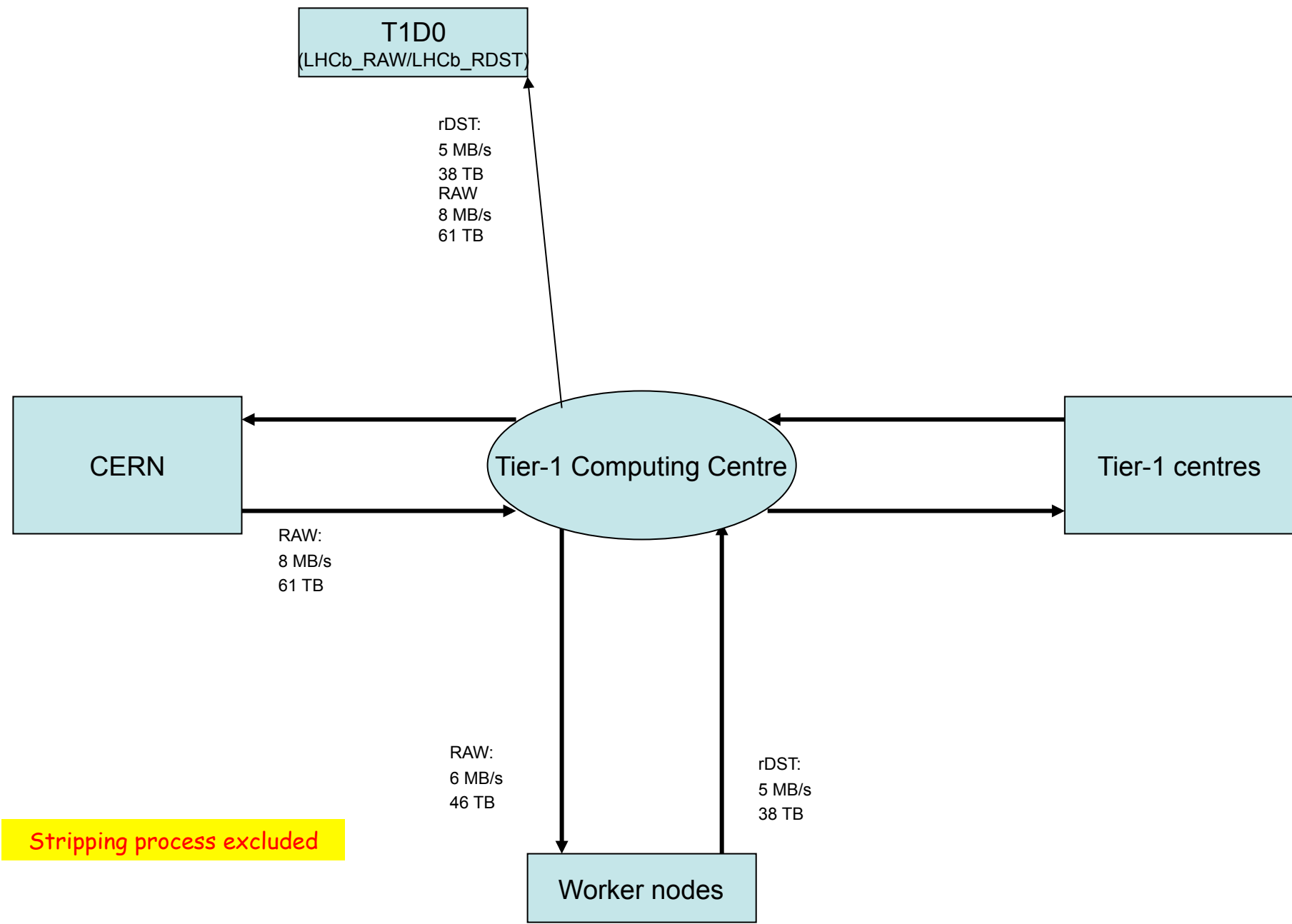


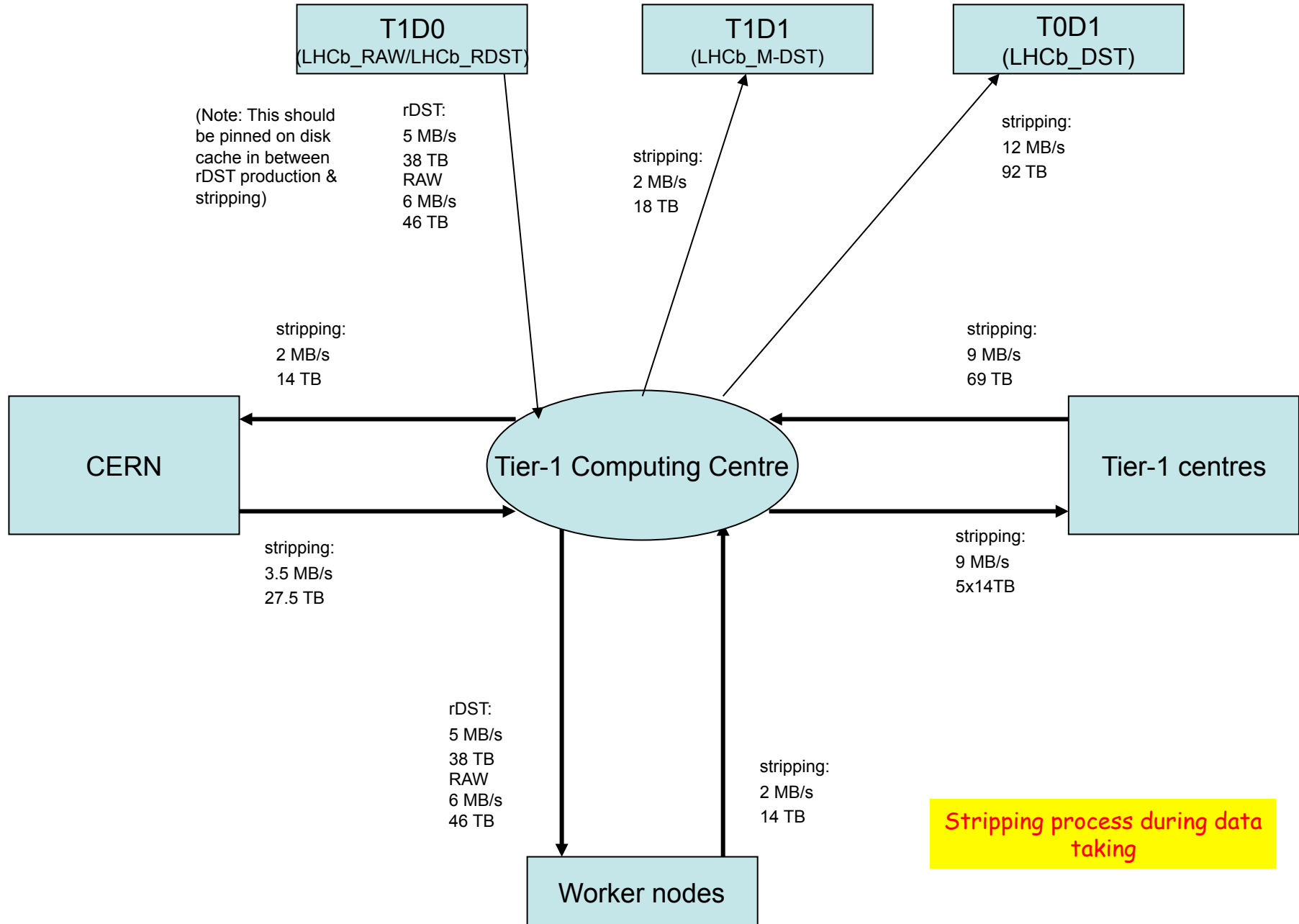
Note: Red font indicates that activity associated with stripping. The data out of the MSS (into the worker nodes) is assumed to be pinned on the disk cache from the reconstruction until stripped

CERN Stripping

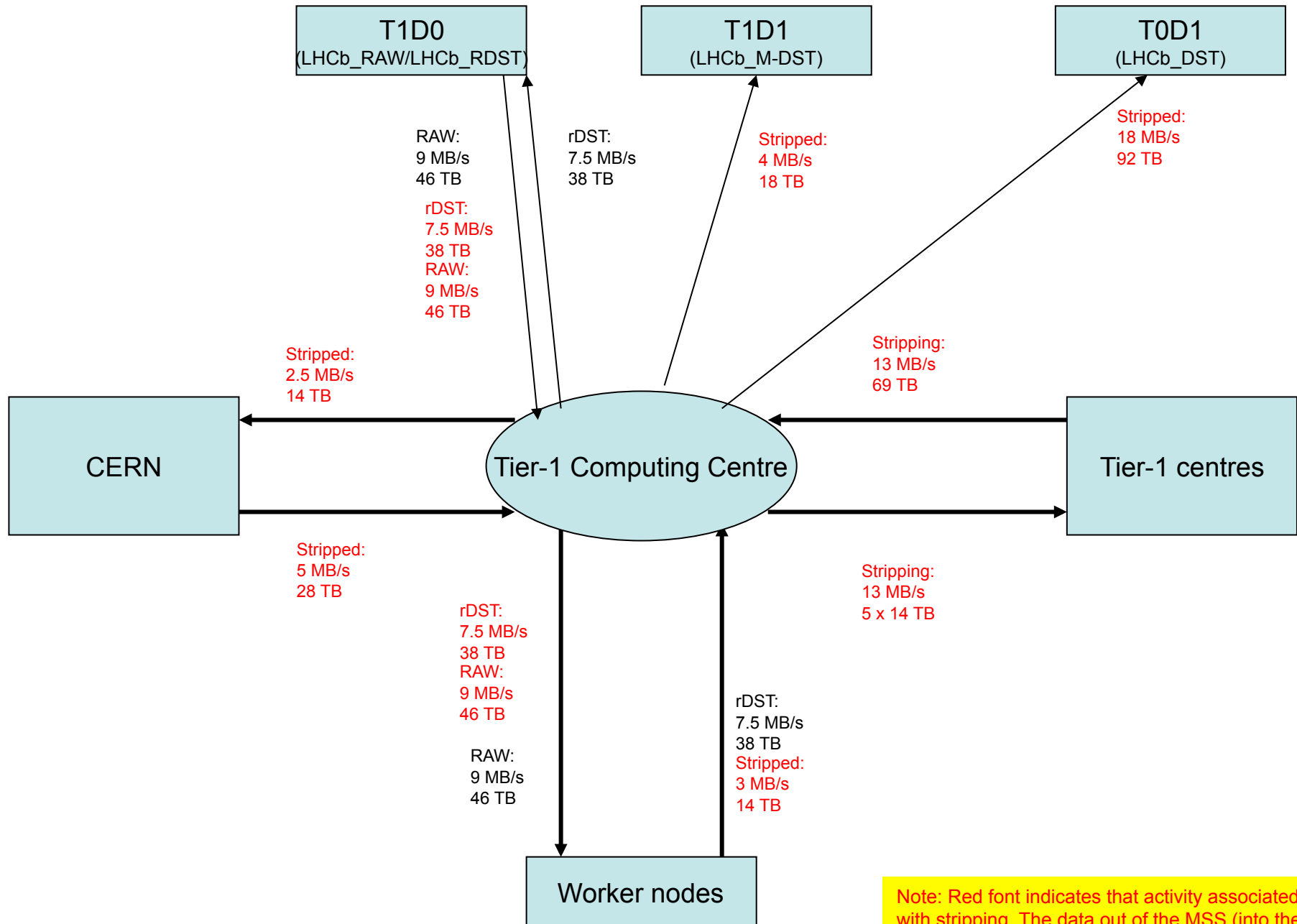


“Typical” Tier-1 Data taking



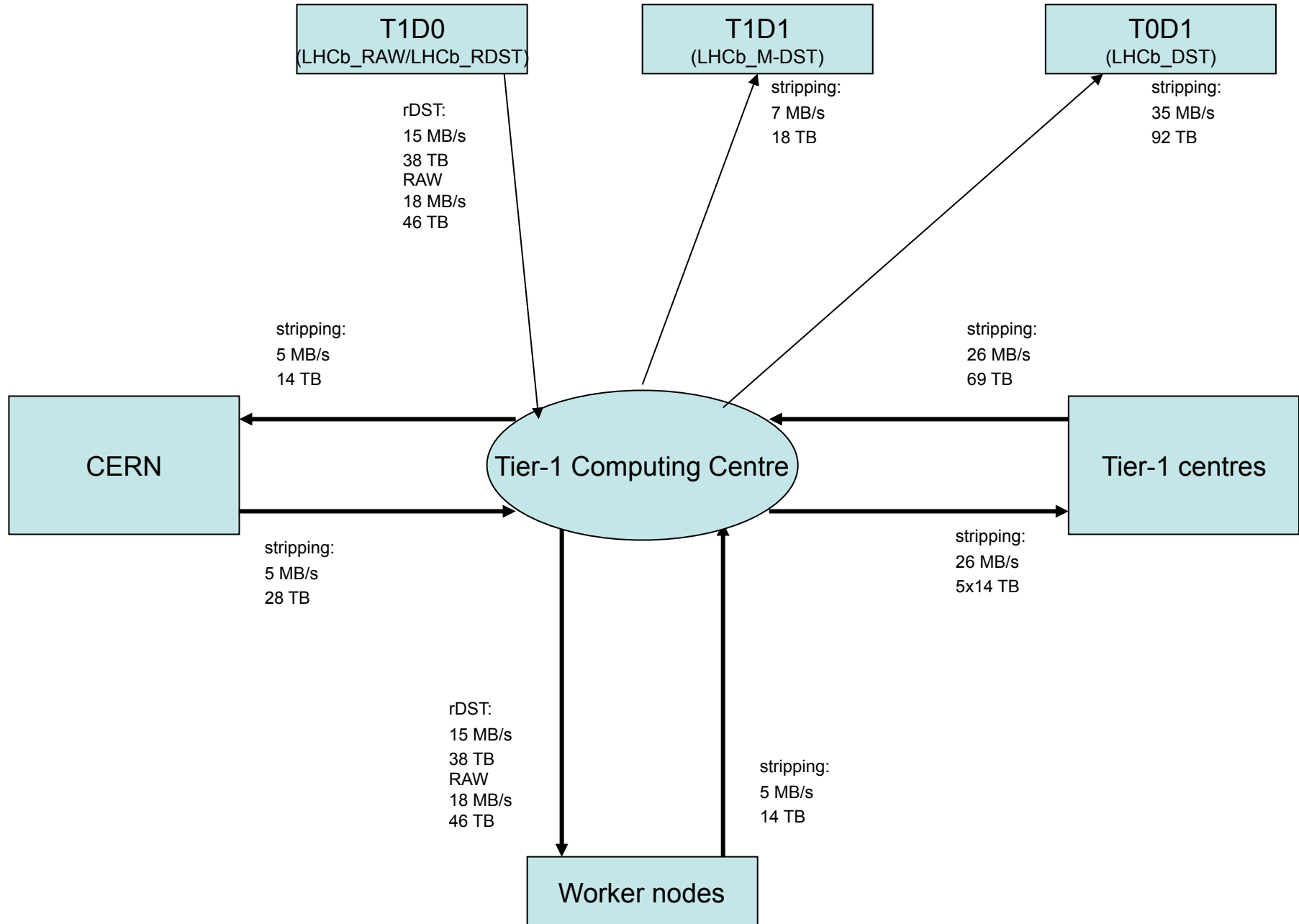


“Typical” Tier-1 Reprocessing



Note: Red font indicates that activity associated with stripping. The data out of the MSS (into the worker nodes) is assumed to be pinned on the disk cache from the reconstruction until stripped

“Typical” Tier-1 Stripping



	Typical	GridKa	IN2P3	CNAF	SaRA	RAL	PIC
Reprocessing							
rDST from CERN (TB)	0.0	0.0	0.0	0.0	0.0	0.0	0.0
rate (MB/s)	0.0	0.0	0.0	0.0	0.0	0.0	0.0
Stripping from CERN	27.5	27.5	27.5	27.5	27.5	27.5	27.5
rate	5.2	5.2	5.2	5.2	5.2	5.2	5.2
RAW to WN	45.8	46.7	74.1	32.9	54.9	49.4	16.5
rate	8.7	8.9	14.1	6.3	10.4	9.4	3.1
Strip: RAW to WN	45.8	46.7	74.1	32.9	54.9	49.4	16.5
rate	8.7	8.9	14.1	6.3	10.4	9.4	3.1
Strip: rDST to WN	38.1	38.9	61.8	27.5	45.8	41.2	13.7
rate	7.3	7.4	11.8	5.2	8.7	7.8	2.6
rDST from WN	38.1	38.9	61.8	27.5	45.8	41.2	13.7
rate	7.3	7.4	11.8	5.2	8.7	7.8	2.6
Strip: DST out of WN	13.8	14.0	22.3	9.9	16.5	14.9	5.0
rate	2.6	2.7	4.2	1.9	3.1	2.8	0.9
Strip: DST to other T1	68.8	70.1	111.4	49.5	82.5	74.3	24.8
rate	13.1	13.3	21.2	9.4	15.7	14.1	4.7
Strip: DST from other T1	68.8	68.5	60.2	72.6	66.0	67.7	77.6
rate	13.1	13.0	11.5	13.8	12.6	12.9	14.8
Strip: DST to prod disk SE	91.7	91.7	91.7	91.7	91.7	91.7	91.7
rate	17.4	17.4	17.4	17.4	17.4	17.4	17.4
rDST to MSS	38.1	38.9	61.8	27.5	45.8	41.2	13.7
rate	7.3	7.4	11.8	5.2	8.7	7.8	2.6
Strip: DST to MSS	18.3	18.7	29.7	13.2	22.0	19.8	6.6
rate	3.5	3.6	5.7	2.5	4.2	3.8	1.3
RAW out pf MSS	45.8	46.7	74.1	32.9	54.9	49.4	16.5
rate	8.7	8.9	14.1	6.3	10.4	9.4	3.1
Strip: RAW out of MSS	45.8	46.7	74.1	32.9	54.9	49.4	16.5
rate	8.7	8.9	14.1	6.3	10.4	9.4	3.1
Strip: rDST out of MSS	38.1	38.9	61.8	27.5	45.8	41.2	13.7
rate	7.3	7.4	11.8	5.2	8.7	7.8	2.6
Strip: DST to CERN	13.8	14.0	22.3	9.9	16.5	14.9	5.0
rate	2.6	2.7	4.2	1.9	3.1	2.8	0.9

