



budget codes | 17.Oct. 2013


REX

	Annual Commitment (CHF)	Annual Open Commitment (CHF)	Payment Budget (CHF)	Pipeline (CHF)	Commitments incl. Pipeline (CHF)	Balance (Including Pipeline) (CHF)	Percentage Budget Used (Including Pipeline)	Balance (Excluding Pipeline) (CHF)	Percentage Budget Used (Excluding Pipeline)	Budget Usage Chart
69555	54,265.15	46,214.13	61,000.00		54,265.15	6,734.85	89	6,734.85	89	
Grand Total:	54,265.15	46,214.13	61,000.00		54,265.15	6,734.85	89	6,734.85	89	


AD RFQ

	Annual Commitment (CHF)	Annual Open Commitment (CHF)	Payment Budget (CHF)	Pipeline (CHF)	Commitments incl. Pipeline (CHF)	Balance (Including Pipeline) (CHF)	Percentage Budget Used (Including Pipeline)	Balance (Excluding Pipeline) (CHF)	Percentage Budget Used (Excluding Pipeline)	Budget Usage Chart
69575	20.00				20.00	-20.00		-20.00		
Grand Total:	20.00				20.00	-20.00		-20.00		


Linac3

	Annual Commitment (CHF)	Annual Open Commitment (CHF)	Payment Budget (CHF)	Pipeline (CHF)	Commitments incl. Pipeline (CHF)	Balance (Including Pipeline) (CHF)	Percentage Budget Used (Including Pipeline)	Balance (Excluding Pipeline) (CHF)	Percentage Budget Used (Excluding Pipeline)	Budget Usage Chart
69285	20,053.12	13.44	20,000.00		20,053.12	-53.12	100	-53.12	100	
Grand Total:	20,053.12	13.44	20,000.00		20,053.12	-53.12	100	-53.12	100	


Linac2

	Annual Commitment (CHF)	Annual Open Commitment (CHF)	Payment Budget (CHF)	Pipeline (CHF)	Commitments incl. Pipeline (CHF)	Balance (Including Pipeline) (CHF)	Percentage Budget Used (Including Pipeline)	Balance (Excluding Pipeline) (CHF)	Percentage Budget Used (Excluding Pipeline)	Budget Usage Chart
69275	55,666.80	1,895.88	22,000.00	9,849.00	65,515.80	-43,515.80	298	-33,666.80	253	
Grand Total:	55,666.80	1,895.88	22,000.00	9,849.00	65,515.80	-43,515.80	298	-33,666.80	253	

Linac4 buncher amplifiers

	Annual Commitment (CHF)	Annual Open Commitment (CHF)	Payment Budget (CHF)	Pipeline (CHF)	Commitments incl. Pipeline (CHF)	Balance (Including Pipeline) (CHF)	Percentage Budget Used (Including Pipeline)	Balance (Excluding Pipeline) (CHF)	Percentage Budget Used (Excluding Pipeline)	Budget Usage Chart
69748	142,097.56	33,994.83	225,000.00		142,097.56	82,902.44	63	82,902.44	63	
Grand Total:	142,097.56	33,994.83	225,000.00		142,097.56	82,902.44	63	82,902.44	63	

consolidation budget

	Annual Commitment (CHF)	Annual Open Commitment (CHF)	Payment Budget (CHF)	Pipeline (CHF)	Commitments incl. Pipeline (CHF)	Balance (Including Pipeline) (CHF)	Percentage Budget Used (Including Pipeline)	Balance (Excluding Pipeline) (CHF)	Percentage Budget Used (Excluding Pipeline)	Budget Usage Chart
69216	139,770.06	18,269.26	180,000.00	<u>344.50</u>	140,114.56	39,885.44	78	40,229.94	78	
Grand Total:	139,770.06	18,269.26	180,000.00	<u>344.50</u>	140,114.56	39,885.44	78	40,229.94	78	

operations summary

code	annual commitment	open commitment	payment budget	remaining budget (incl. pipeline)
REX	54265.15	46214.13	61000	6734.85
AD RFQ	20	0	0	-20
Linac3	20053.12	13.44	20000	-53.12
Linac2	55666.8	1895.88	22000	-43515.80
consolidation	139770.06	18269.26	180000	39885.44
				3031.37

Linac4 structures

Linac4 structures general

	Annual Commitment (CHF)	Annual Open Commitment (CHF)	Payment Budget (CHF)	Pipeline (CHF)	Commitments incl. Pipeline (CHF)	Balance (Including Pipeline) (CHF)	Percentage Budget Used (Including Pipeline)	Balance (Excluding Pipeline) (CHF)	Percentage Budget Used (Excluding Pipeline)	Budget Usage Chart
69742	375,368.89	165,391.75	550,000.00	435.34	375,804.23	174,195.77	68	174,631.11	68	
Grand Total:	375,368.89	165,391.75	550,000.00	435.34	375,804.23	174,195.77	68	174,631.11	68	

incl: wave-guide couplers (DTL+CCDTL), jacks
 missing: wave-guide couplers (PIMS, installation work)

DTL

	Annual Commitment (CHF)	Annual Open Commitment (CHF)	Payment Budget (CHF)	Pipeline (CHF)	Commitments incl. Pipeline (CHF)	Balance (Including Pipeline) (CHF)	Percentage Budget Used (Including Pipeline)	Balance (Excluding Pipeline) (CHF)	Percentage Budget Used (Excluding Pipeline)	Budget Usage Chart
69743	1,252,292.44	1,017,654.22	1,050,000.00	325.93	1,252,618.37	-202,618.37	119	-202,292.44	119	
Grand Total:	1,252,292.44	1,017,654.22	1,050,000.00	325.93	1,252,618.37	-202,618.37	119	-202,292.44	119	

CCDTL

	Annual Commitment (CHF)	Annual Open Commitment (CHF)	Payment Budget (CHF)	Pipeline (CHF)	Commitments incl. Pipeline (CHF)	Balance (Including Pipeline) (CHF)	Percentage Budget Used (Including Pipeline)	Balance (Excluding Pipeline) (CHF)	Percentage Budget Used (Excluding Pipeline)	Budget Usage Chart
69744	142,640.09	2,962.26	200,000.00		142,640.09	57,359.91	71	57,359.91	71	
Grand Total:	142,640.09	2,962.26	200,000.00		142,640.09	57,359.91	71	57,359.91	71	

PIMS

	Annual Commitment (CHF)	Annual Open Commitment (CHF)	Payment Budget (CHF)	Pipeline (CHF)	Commitments incl. Pipeline (CHF)	Balance (Including Pipeline) (CHF)	Percentage Budget Used (Including Pipeline)	Balance (Excluding Pipeline) (CHF)	Percentage Budget Used (Excluding Pipeline)	Budget Usage Chart
69745	1,377,292.45	1,137,582.46	550,000.00	12.41	1,377,304.86	-827,304.86	250	-827,292.45	250	
Grand Total:	1,377,292.45	1,137,582.46	550,000.00	12.41	1,377,304.86	-827,304.86	250	-827,292.45	250	